



VAM FUNDS (LUX) - US MID CAP GROWTH FUND (USD) B CLASS



OBJECTIVE AND INVESTMENT POLICY

The investment objective of the Compartment is to maximise capital appreciation over each full market cycle. To achieve this objective, the Compartment will invest in an unleveraged portfolio of equity and equity-convertible securities, and cash or cash equivalents.

There can be no assurance that the investment objective will be achieved or that there will be a return on capital.

KEY FEATURES

- Benchmark aware, not benchmark constrained
- Opportunistic investment approach
- High active share

PROFILE OF TYPICAL INVESTOR

The Compartment is suitable for investors seeking long-term growth through capital appreciation and who want to participate in the long-term growth of the US economy. It is also suitable for investors wishing to diversify their investment portfolios, who are comfortable with and understand the risks of investing in the stock market, who have an investment horizon of at least five to seven years, and who seek investment opportunities in the in the US equity markets.

NET PERFORMANCE IN USD (%) AS AT JUNE 2021

	Cumulative					
	1 month	3 month	YTD	12 month	3 Year	5 Year
VAM US Mid Cap Growth B USD	5.00	7.23	9.37	49.11	82.55	146.77

	Annualised	Annualised	Volatility	Sharpe	Max Drawdown
	3 Year	Since launch	3 Year	3 Year	
VAM US Mid Cap Growth B USD	22.19	8.98	6.83	0.23	-59.75

MONTHLY NET PERFORMANCE IN USD (%)

	Jan	Feb	Mar	Apr	May	Jun	Jul	Aug	Sep	Oct	Nov	Dec	Total
2021	2.49	4.70	-4.95	4.83	-2.58	5.00	-	-	-	-	-	-	9.37
2020	0.33	-5.87	-14.63	15.25	13.25	4.43	7.71	3.97	2.18	-0.08	12.97	5.56	49.81
2019	11.00	6.60	1.91	3.51	-2.29	7.12	3.12	-2.34	-7.72	2.37	3.88	1.12	30.55
2018	4.55	-1.09	0.61	-0.78	7.78	0.39	0.27	9.36	-0.12	-13.39	0.12	-10.15	-4.68
2017	2.07	2.79	0.87	0.44	1.96	0.86	0.28	1.89	3.63	4.26	3.36	-0.35	24.27
2016	-8.80	-2.46	5.04	-1.34	1.76	-0.60	3.96	-0.92	-1.70	-6.61	3.51	-0.51	-9.19

Source of performance: Lipper as at June 2021. Past performance is not a reliable indicator of future results. YTD: from 31/12/2020 to the date of this document. Past performance is calculated net of all fees (except for entry, exit or conversion charges, dividend reinvested). Where performance is reflected in a different currency, other than the investor's base currency, the return may increase or decrease as a result of currency fluctuations.

COMPARTMENT DETAILS

Fund: VAM Funds (LUX)

Compartment: US Mid Cap Growth Fund

Legal Structure: UCITS – SICAV (Luxembourg)

Inception Date: 29th April 2005

ISIN: LU0214333063

Sedol Code: B06FP25

Bloomberg Code: VAMUMCB LX

AUM: \$38.05 Million

Currency:

- USD (base)
- GBP (hedged)

Investment Style: Growth Equity

Dealing Day

Daily (www.vam-funds.com)

Cut-off time

11.00a.m. CET on business day prior to valuation

Domicile/Place of issue:

Luxembourg

Management Company

VAM Global Management Company SA

Investment Manager

Driehaus Capital Management LLC

Portfolio Managers

Jeff James (Lead)

Michael Buck

Minimum Direct Investment

A shares (retail)

\$10,000 initial and \$1,000 additions

B shares (institutional)

\$20,000 initial and \$2,000 additions

Investment Horizon: 5 to 7 years

Entry Charge: Maximum 5%

Exit Charge: None

Ongoing charge: 2.41%

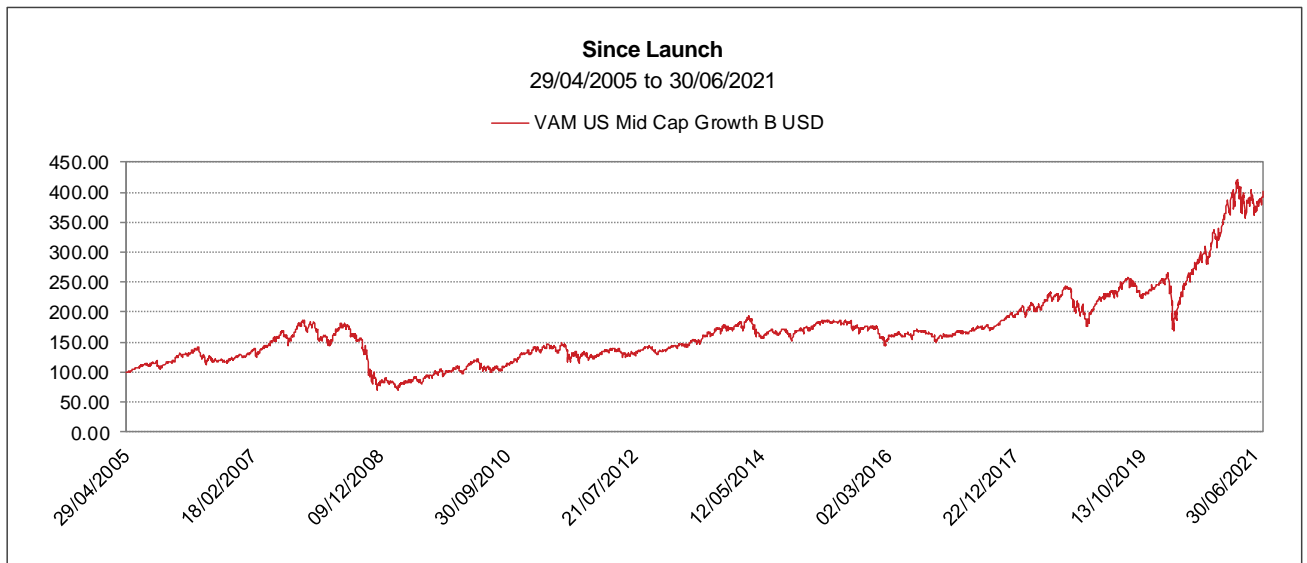
Performance Fee: 5.15% (15% on returns that exceed 12% per annum)

Annual Management Charge

1.75% per annum (for share classes A & B)

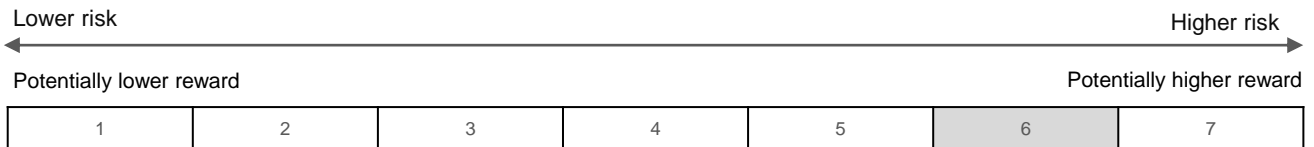
Type of class: Accumulation

NAV EVOLUTION IN USD



Source: Lipper as at June 2021. Past performance is not a reliable indicator of future results. Past performance is calculated net of all fees (except for entry, exit or conversion charges), dividend reinvested. Where performance is reflected in a different currency, other than the investor’s base currency, the return may increase or decrease as a result of currency fluctuations.

RISK AND REWARD PROFILE



This risk and reward indicator illustrates where the Class is positioned in terms of its possible risk and reward. The higher the Class’s position on this scale, the greater the possible reward, but also the greater risk of losing money. This risk indicator is calculated using historical data, which cannot be used as a prediction for the future. Therefore, the risk classification may change over time. Even if the Class is in the lowest risk class you can lose money, as no investments are entirely risk-free.

The risk and reward indicator has been calculated using simulated historical performance data, which may not be a reliable indicator of the Class’s future risk and reward profile.

This Class is in category 6 since the price changes of the Class have been high in the past.

The value of these shares is exposed to high volatility, which means that this value may be subject to high variations both upward and downward that may create important short-term latent losses.

Main inherent risks of the Compartment:

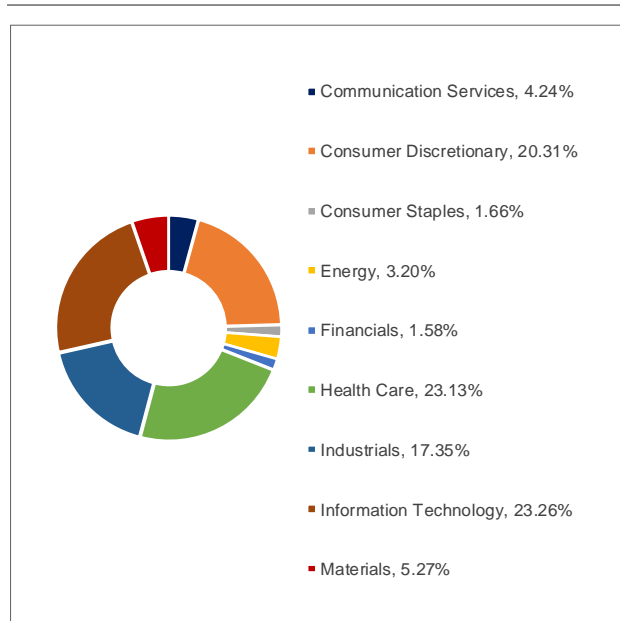
Liquidity risk: Some of the assets of the Compartment may become difficult to sell at a certain time and for a reasonable price.

Derivative risk: The Compartment uses derivatives, these are financial instruments whose value depends on the value of an underlying asset. Small price changes in the underlying asset can result in large price changes of the derivative

TOP 10 HOLDINGS as of 31/05/2021

Company	Sector	Compartment
Crocs, Inc.	Consumer Discretionary	2.14%
Springworks Therapeutics, Inc.	Health Care	1.90%
Five9, Inc.	Information Technology	1.80%
Caesars Entertainment Inc	Consumer Discretionary	1.79%
MKS Instruments, Inc.	Information Technology	1.71%
Alaska Air Group, Inc.	Industrials	1.71%
Natera, Inc.	Health Care	1.58%
Lithia Motors, Inc. Class A	Consumer Discretionary	1.46%
Calix, Inc.	Information Technology	1.45%
United Rentals, Inc.	Industrials	1.43%

SECTOR WEIGHTS



PORTFOLIO CHARACTERISTICS

	Compartment
Number of Holdings	115
Weighted Average Market Cap (\$M)	13,270
Median Market Cap (\$M)	7,600
Active Share (3-year average)*	82.65

Market Cap Breakout

	Compartment
< \$2.5 billion	3.97%
\$2.5 - \$15 billion	70.40%
> \$15 billion	25.63%

5-Year Period	Compartment
Annualised Alpha	0.62
Sharpe Ratio	0.86
Information Ratio	-0.03
Beta	0.92
Standard Deviation	19.25
Tracking Error	1.83
R-Squared	0.90

*Data is calculated monthly.

Source: Driehaus Capital Management LLC as at June 2021. For illustrative purposes only. Holdings/allocation are subject to change. Any reference to a specific company or security does not constitute a recommendation to buy, sell, hold or directly invest in the company or security. It should not be assumed that the recommendations made in the future will be profitable or will equal the performance of the securities discussed in this document.

MAJOR SHAREHOLDERS

Shareholder A (Bank)	56.2%
Shareholder B (Insurance Company)	27.9%
Shareholder C (Bank)	7.0%

Source: VAM Global Management Company SA as at April 2020. For illustrative purposes only. Shareholder information is subject to change.

GLOSSARY

Alpha: Typically refers to the excess return of a strategy relative to returns available in the broader market.

Beta: Leverage, which measures the level of a company's debt to its equity.

Standard Deviation: Refers to a measure of the average deviations of a return series from its mean; often used as a measure of portfolio volatility. A large standard deviation implies that there have been large swings or volatility in the Manager's return series.

Consumer Discretionary: Goods and services that are considered non-essential by consumers, but desirable if their available income is sufficient to purchase them.

Consumer Staples: Goods and services most people need to live regardless of the state of the economy.

Information Ratio: A measurement of portfolio returns beyond the returns of a benchmark, usually an index, compared to the volatility of those returns.

Median Market Cap: The midpoint of market capitalisation (market price multiplied by the number of shares outstanding) of the stocks in a portfolio. Half the stocks in the portfolio will have higher market capitalizations; half will have lower.

R-Squared: The percentage of a fund or security's movements that can be explained by movements in a benchmark index. For example, an R-squared for a fixed-income security versus a bond index identifies the security's proportion of price movement that is predictable based on a price movement of the index.

Sharpe Ratio: Ratio used to help investors understand the return of an investment compared to its risk. The ratio is the average return earned in excess of the risk-free rate per unit of volatility or total risk. It is a measure of marginal profitability per unit of risk. When it is positive, the higher it is, the more risk taking is remunerated. A negative Sharpe ratio does not necessarily mean that the portfolio has had a negative performance but that it has been lower than a risk-free investment.

Tracking Error: The difference between the performance of a stock or mutual fund and its benchmark.

Weighted Average Market Cap: A type of stock market index construction that is based on the market capitalization of the index's constituent stocks. Large companies would thus account for a greater portion of an index than small-cap stocks.

Active Share: represents the share of portfolio holdings that differ from the benchmark index holdings.

Source of awards: Lipper as at June 2021 for Class B; Morningstar as at June 2021 for Class B; Financial Express as at June 2021 for the Compartment (rating is at compartment level). A high rating alone is not a reliable indicator of future performance of the Compartment.

This marketing document is intended for retail investors located in Luxembourg, Sweden, the United Kingdom and the United Arab Emirates ("regular investors"). It is not appropriate for retail investors in Singapore or for any US Person. Please read below "Important Information".

IMPORTANT INFORMATION

This marketing document refers to VAM Funds (Lux) (hereinafter the "Fund") which is a Luxembourg investment company with variable capital (SICAV). The Fund is authorised and regulated by the Luxembourg Supervisory Authority of the Financial Sector ("CSSF") as an Undertaking for Collective Investments in Transferable Securities ("UCITS") under Part I of the Luxembourg law of the 17 December 2010 implementing the European directive 2009/65/EC, as amended ("UCITS Directive"). This marketing document particularly relates to its Compartment VAM US Mid Cap Growth (hereinafter the "Compartment"). The Management Company of the Fund is VAM Global Management Company S.A., a public limited company ("société anonyme") incorporated on 9 June 2016. Its registered office is at Josy Welter House, 8-10, rue Genistre, L-1623 Luxembourg, Grand Duchy of Luxembourg. The Management Company is the issuer of this marketing communication.

The information contained in this marketing communication does not take into account any individual's specific circumstances, objectives or needs and does not constitute any legal, tax or financial advice. Tax treatment depends on the individual circumstances of the client and may be subject to change in the future. We recommend the investor to liaise with his/her financial adviser to find out whether this product is suitable for his/her personal situation. Before making any investment decision, the investor must read the prospectus and the Key Investor Information Document (KIID). The prospectus is available in English and the KIID in the local language of the country. These documents can be obtained free of charge from the registered office of the Fund, 8-10, rue Genistre, L-1623 Luxembourg, Grand Duchy of Luxembourg, or online on www.vam-funds.com.

© 2021 Morningstar, Inc. All rights reserved. For more information about the award please refer to the following link:

<https://www.morningstar.co.uk/uk/funds/snapshot/snapshot.aspx?id=F0GBR06AEI&tab=2> or
<https://www.morningstar.com/company/morningstar-ratings-faq>

© 2021 Lipper. All rights reserved. For more information about the award please refer to the following link:

https://www.refinitiv.com/en/products/lipper-fund-research/?utm_content=Product%20Name-OTHER-EMEA-G-EN-BMM&utm_medium=cpc&utm_source=google&utm_campaign=68832_RefinitivBAUPaidSearch&elqCampaignId=5917&utm_term=+lipper&gclid=EAIaIQobChMIsOfmZqu95wIVV-DtCh3cnQtgEAAYASAAEgJ8E_D_BwE

© 2021 Financial Express. All rights reserved. For more information about the award please refer to the following link:

<https://www.fefundinfo.com/en-gb/channels/fund-managers/fund-marketing/ratings>

Notice to the residents of the following countries:

Luxembourg: Depository Bank and Administrative Agent: RBC Investor Services Bank S.A.

Singapore: The Compartment is not authorised or recognised by the Monetary Authority of Singapore ("MAS") and its Shares are not allowed to be offered to the retail public in Singapore. The Compartment is a Restricted Scheme under the Sixth Schedule to the Securities and Futures (Offers of Investments) (Collective Investment Schemes) Regulations of Singapore. This document can be transmitted only (i) to "institutional investors" pursuant to Section 304 of the Securities and Futures Act, Chapter 289 of Singapore (the "Act"), (ii) to "relevant persons" pursuant to Section 305(1) of the Act, (iii) to persons who meet the requirements of an offer made pursuant to Section 305(2) of the Act, or (iv) pursuant to, and in accordance with the conditions of, other applicable exemption provisions of the Act.

Sweden: Information and Paying Agent - Skandinaviska Enskilda Banken AB (publ) acting through its entity Custody Services, SEB Merchant Banking.

United Kingdom: This document is a financial promotion and has been approved by the Management Company, for the purposes of Section 21 of the Financial Services and Markets Act 2000, for distribution to retail clients in the United Kingdom (Authorised Schedule 5 under Nr. 762521). The Compartment is a Recognised Scheme in the United Kingdom under the Financial Services and Markets Act 2000. UK regulation for the protection of retail clients in the UK and the compensation available under the UK Financial Services Compensation Scheme do not apply in respect of any investment or services provided by an overseas person. Facilities Agent: Société Générale Securities Services S.A., SGSS Custody London, 9th Floor, Exchange House, 12 Primrose Street, GB-London EC2A 2EG, United Kingdom.

IMPORTANT INFORMATION

United Arab Emirates (UAE): Neither the Fund nor its Compartment has been listed in any market. No promotion, marketing or distribution of foreign funds in the UAE are permitted until the Fund and its Compartment are registered with by the Securities and Commodities Authority ("SCA"), and have contracted with a local promoter licensed with the SCA for them, as defined by the SCA Board of Director's Chairman Decision No. (9/R.M.) of 2016 concerning the regulations as to Investment Funds ("SCA BOD 9/RM"), Art. 35.

The Compartment is registered with the SCA of the UAE as a foreign investment fund under public offering and can be offered to all investors, as defined under SCA BOD 9/RM, Art. 1. The licensed promoter of the Compartment is Halwyn Marketing Management LLC, 8th Floor, Building 2, Bay Square, Business Bay, Dubai, UAE, Emirates Securities and Commodities Authority Licence Number 301040 as well as SCA licence information.

US Person: Neither this document nor any copy thereof may be sent to, taken into, or distributed in, the United States, or given to any US person, pursuant to Regulation S of the Securities and Exchange Commission under the U.S. Securities Act of 1933 (<https://www.sec.gov/rules/final/33-7505a.htm>)

For more information, free of charge, please visit our website www.vam-funds.com or contact your local agent.

Date of issue: 14/07/2021